



# St. Luke's Online Bill Pay

Pay Now

- ▶ Welcome
- ▶ Support
- ▶ Privacy
- ▶ Legal
- ▶ FAQ

## Online Bill-Pay

The easy and secure way to manage your account online.

Online Bill-Pay For:  
Boise Medical Center  
Meridian Medical Center  
Wood River Medical Center

- Pay bills quickly and easily
- Receive your statement electronically
- Contact Customer Service



**Pay Now**

Pay your bill online without enrolling.  
Use a credit card or an electronic check.

**Sign In**

Enrolled users enjoy the benefits of  
secure access to billing information.

**Enroll**

Enrollment is fast and easy. Just have  
your most recent bill handy to get started.

Click Here

To view statements and documents, Adobe Acrobat Reader 5.0 or above is required.  
Adobe Acrobat link to download reader.






# Step 1: Enter Account Information

## Tips:

- Account Number: Leave off any leading zeros or ending letters. Account numbers are 8 or 9 digits long
- Account Number: If you are paying on an account for Lifeline Monitoring, enter the 8 or 9 digit account number (space) (dash) (space) 2 digit unit number.
  - Example: 999999999 - 01
- Zip Code: Enter 5 digit zip code (as it appears on your statement).

### Pay A Bill Now



Make a payment right now using a transfer from your bank account (eCheck) or a credit card (Visa, MasterCard, American Express, Discover, or Diners Club). Just fill in the fields below and press "Click-to-Pay".

Next, complete the pop-up payment form and press "Send Payment Now". We'll automatically process and post your payment.


There is never a charge for making a payment and your bank or card account information is protected by our secure Web site.

---

Patient Account Number:   
From the bill you are paying

Your 5 digit Zip code:   
From the bill you are paying

Choose:  by Credit/Debit Card  by eCheck




Your access is secured using strong encryption from Thawte

2008-08-08



# Step 2: Enter Payment Details – Credit Card Payment

 **Pay By Credit Card** Powered By 

\$5670.62

NOTE: Complete the fields below and click "Send Payment Now"

**1.** If you wish to receive an e-mail receipt for this payment please enter an e-mail address.  
e-mail address:  Re-type e-mail:

**2.** Complete the following credit card form

Payment Amount: \$   
Enter the amount you are going to pay

Payment Type:

Card Account Number:

Name On Card:   
Exactly as it appears on card

Expiration (mmyy):   
Card must be valid

Security Code   
[Whats a Security Code?](#)

Card Zip Code:   
As it appears on your credit card bill

**3.**  Please check box to accept payment terms - click [HERE](#) to read the Agreement  
You must accept payment terms in order to complete payment

**\*Attention Diners Club Customers\***  
Mastercard has now acquired Diners Club. Please select Mastercard as the credit card type when paying with your Diners Club card.

 You are making a firm payment. Click only once to avoid making multiple payments.  
Partial payments will not stop the collection process.  
Please contact Customer Service to discuss your specific situation.



# Step 3: Receive Confirmation – Credit Card Payment

St. Luke's



*Payment Approved - Thank You!*

John Q Guarantor

- Payment Receipt

Friday July 18, 2008 02:25 pm MDT

Account	Amount	Pay From
999999999 John Q Guarantor	\$200.00	MasterCard *****5100 Ref#: V19F0F17BB23

**Please Note:**

Partial payments will not stop the collection process.  
Please contact Customer Service to discuss your specific situation.  
This payment will appear in your statement as St. Luke's.  
Additionally, an e-mail confirmation has been sent to your e-mail address.



Click here to print this receipt

Close



# Step 2: Enter Payment Details – eCheck Payment

eInvoice Service - Microsoft Internet Explorer provided by SLRMC

**Pay By eCheck** Powered by:

\$1460.38

John Q Guarantor  
999999999

NOTE: Complete the fields below and click "Send Payment Now"

**Bank Number**    **Account Number**

**1.** If you wish to receive an e-mail receipt for this payment please enter an e-mail address.  
e-mail address:     Re-type e-mail:

**2.** Complete the following checking account form

Payment Amount: \$   
*Enter the amount you are going to pay*

Bank Name:

Bank Number:

Re-Enter Bank Number:

Account Number:

Re- Enter Account Number:

Name On Account:   
*Exactly as it appears on the account*

Account Zip Code:

**3.**  Please check box to accept payment terms - click [HERE](#) to read the Agreement  
You must accept payment terms in order to complete payment

You are making a firm payment. Click only once to avoid making multiple payments.  
Partial payments will not stop the collection process.  
Please contact Customer Service to discuss your specific situation.

Done    Internet



# Step 3: Receive Confirmation – eCheck Payment

**St. Luke's**

Powered By

*Payment Accepted - Thank You!*

John Q Guarantor - Payment Receipt

Wednesday July 30, 2008 12:04 pm MDT

---

Account	Amount	Pay From
999999999 John Q Guarantor	\$10.00	eCheck *****7890

---

**Please Note:**  
Partial payments will not stop the collection process.  
Please contact Customer Service to discuss your specific situation.  
This payment will appear in your statement as St. Luke's.  
Additionally, an e-mail confirmation has been sent to your e-mail address.

---

[Click here to print this receipt](#)

Done Internet



# Questions?

Try these pages...

## FAQ Page

### Frequently Asked Questions

---

We've listed answers to frequently asked questions about our electronic billing service below. If you need more information or an answer to a question not covered here, please contact Customer Service.

- [Which browsers do you support?](#)
- [What information do I need to set up a bill for electronic payment?](#)
- [Why have I not received the email message to complete my enrollment?](#)
- [Why do I receive an error message when trying to "Pay Now"?](#)
- [What if I decide not to pay a bill online anymore?](#)
- [The balance due on my bill doesn't seem to be right. What should I do?](#)
- [I'm trying to delete a payment account for a checking account that I'm closing, and the system won't let me delete it. Why not?](#)
- [What are some examples of different types of payment settings?](#)
- [What if I am unable to pay the balance in full?](#)
- [What if my payment account does not have sufficient funds to cover a payment?](#)
- [What if I forget my password?](#)
- [What if I reach the limit of allowed incorrect authentications?](#)
- [What if I change my e-mail address?](#)
- [What if I change bank accounts?](#)
- [What if I live outside of the United States?](#)
- [Is it safe to pay bills online using your service? Can my personal information be seen by others?](#)
- [Do you use cookies?](#)
- [What kind of access do you have to my checking or savings account?](#)

## Support Page

### Contact Information

---

## St. Luke's

Use the contact info below only for service related queries:

Telephone Numbers:

1-208-706-2333

1-800-342-3432

Physical Address Only - Do Not Send Mail:

St. Luke's Patient Financial Services

1500 Shoreline Drive

Boise, ID 83702

E-mail Address:

[IPAYXSupport@slmc.org](mailto:IPAYXSupport@slmc.org)

Support questions/inquiries will be responded to within the next business day.